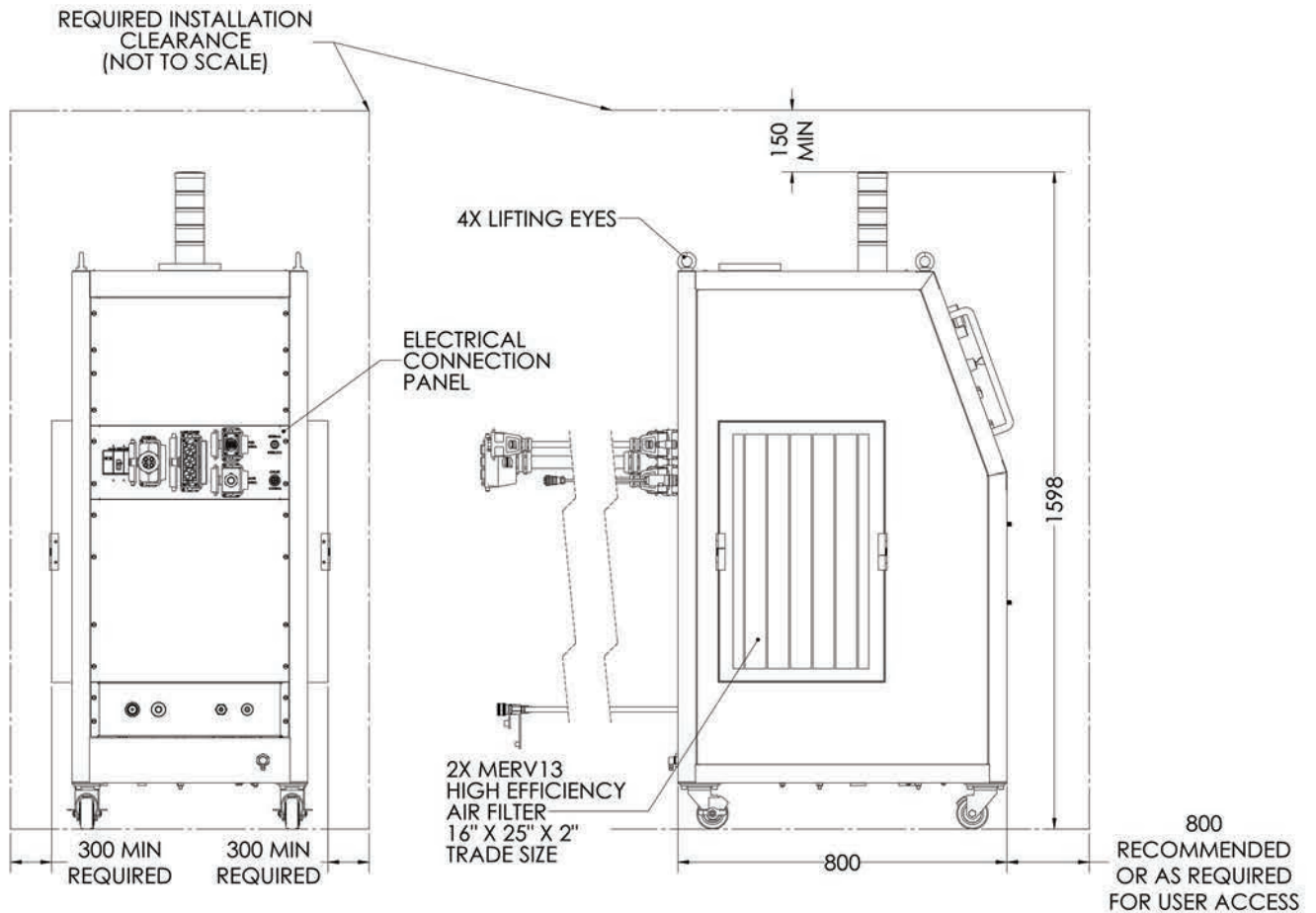
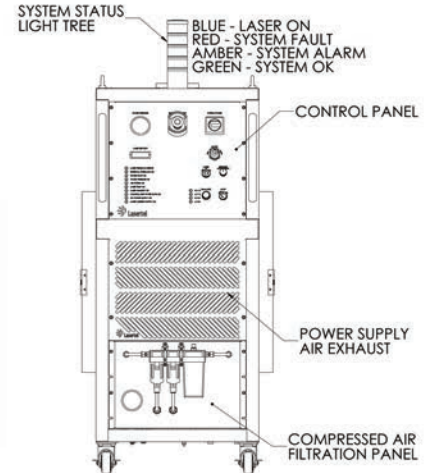
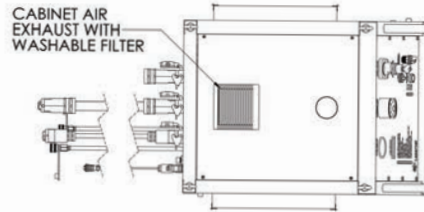


DIRECT DIODE SOURCES

LightForm™ System



TYPICAL SPECIFICATIONS

760nm - 1100nm

TYPICAL OPTICAL PARAMETERS (@25 °C)	Units	Typical Value	
Output Power	W	1 to 12	100 to 10,000
Electrical to Optical Efficiency	%	>50	
Beam Shape		Gaussian	Line, Rectangle
Aspect Ratio		1:1 to 3:1	1:1 to 2000:1
Divergence	mrad	as low as 0.5	as low as 10
Power Uniformity	%p-v	<10	
Power Distribution		Top Hat or Gaussian	

1400nm - 1700nm

TYPICAL OPTICAL PARAMETERS (@25 °C)	Units	Typical Value	
Output Power	W	0.5 to 3	10 to 3,000
Electrical to Optical Efficiency	%	>20	
Beam Shape		Gaussian	Line, Rectangle
Aspect Ratio		1:1 to 3:1	1:1 to 2000:1
Spot Size	mrad	as low as 0.5	as low as 10
Power Uniformity	%p-v	<10	
Power Distribution		Top Hat or Gaussian	

